

# Medical products Europe

Catalogue



**manner**  
SMART MOVES ON MANNER CASTORS

**MedCaster**  
Product Line

# PRODUCT OVERVIEW



## Tango series

- Plastic single wheel castor
- Housing in glass-fibre reinforced polyamide
- Precision ball bearing both in swivel head and wheel centre
- **Diameters:** 75, 100, 125 mm
- **Load capacity:** 70–100 kg
- **Standard:** EN 12530
- **Applications:** Medical carts, shower chairs, standing/seating systems, walking aids recliners, hoists, mobile working stations



## Twist series

- Plastic twin wheel castor
- Housing in glass-fibre reinforced polyamide
- Precision ball bearing both in swivel head and wheel centre
- **Diameters:** 75, 100, 125 mm
- **Load capacity:** 80–125 kg
- **Standard:** EN 12530
- **Applications:** Medical carts, hoists, patient transfer products mobile work stations, shower chairs, operating room equipment seating/standing systems, incubators, medical chairs, ultra low beds



## Vivax EasyFit series

- Plastic single wheel castor
- Housing in polyamide
- Housing with blind hole, ball bearing in wheel
- **Diameter:** 75 mm
- **Load capacity:** 70 kg
- **Standard:** EN 12530
- **Applications:** Light medical equipment

## CENTRAL LOCKING CASTORS



## e-SMART series

- Plastic single wheel with electrical central lock
- Housing in glass-fibre reinforced polyamide
- Precision ball bearing both in swivel head and wheel centre
- **Diameter:** 125 mm
- **Load capacity:** 150 kg
- **Standard:** EN 12531
- **Applications:** Mobile operating tables, surgical tables, hospital beds other medical equipment



## Vivax HBC series

- Plastic single wheel castor with central lock
- Housing in glass-fibre reinforced polyamide
- Precision ball bearing both in swivel head and wheel centre
- With total lock or total lock and directional lock
- **Diameters:** 125, 150 mm
- **Load capacity:** 130 kg
- **Standard:** EN 12531
- **Applications:** Homecare beds, medical chairs other medical equipment



## Twintech series

- Die-cast aluminium housing
- Precision ball bearing both in swivel head and wheel centre
- With total lock or total lock and directional lock
- **Diameter:** 125, 150 mm
- **Load capacity:** 135–150 kg
- **Standard:** EN 12531
- **Applications:** Hospital beds, homecare beds, operating tables other medical equipment



## Primacy series

- Single wheel castor with central locking
- Die-cast aluminium load-bearing housing with plastic cover
- Precision ball bearing both in swivel head and wheel centre
- With total lock or total lock and directional lock
- **Diameters:** 125, 150, 200 mm
- **Load capacity:** 150 kg
- **Standard:** EN 12531
- **Applications:** Hospital beds, homecare beds, operating tables other medical equipment



## TT and CT series

- Twin wheel castor with central lock
- Precision ball bearing both in swivel head and wheel centre
- With total lock or total lock and directional lock
- **Diameters:** 75, 100, 125, 150 mm
- **Load capacity:** 90–200 kg
- **Standard:** EN 12531
- **Applications:** Hospital beds, homecare beds, operating tables other medical equipment



## Nimbus series

- Single wheel castor with central locking
- Die-cast aluminium load-bearing housing with plastic cover
- Precision ball bearing both in swivel head and wheel centre
- With total lock or total lock and directional lock
- **Diameter:** 150 mm
- **Load capacity:** 120 kg
- **Standard:** EN 12531
- **Applications:** Hospital beds, homecare beds, operating tables other medical equipment

## PLUNGER LOCK CASTOR



## Series 403

- Plastic twin wheel castor especially suitable for operating tables
- Housing in glass-fibre reinforced polyamide
- Precision ball bearings in swivel head and wheel centre ensure easy manoeuvrability and smooth positioning
- The assembly is based on a hydraulic system (can be ordered separately).
- **Diameter:** 100 mm
- **Load capacity:** 250 kg
- **Standard:** EN 12531
- **Application:** Operating tables

Please see page 20 for more information

## WHEELCHAIR PRODUCTS



## Wheelchair products

- Plastic wheels and castors with puncture proof tyre
- **Load capacity:** 40–60 kg
- **Applications:** Wheelchairs, patient transfer chairs, other medical equipment

Please see pages 21 for more detailed information

# YOUR FIRST CHOICE

## Tango

The Tango is a versatile and adaptable equipment castor that is suitable even for challenging applications. The easy to manoeuvre, maintenance-free Tango is made of glass fibre reinforced polyamide. Thanks to its materials and design, the Tango is corrosion-resistant and easy to clean. Glass-fibre reinforced housing Precision ball bearings in both swivel head and wheel centre ensures easy rolling and turning.



## Twist

TWIST – is an easy to manoeuvre, sturdy and high-quality twin wheel castor. Its special feature is its intuitive brake pedal, which clearly shows the status of the locking system. Thanks to its materials and design, the Twist is corrosion-resistant and easy to clean.

## e-SMART series

Medical castor with electric central locking. The superior ergonomics and safety of the patented castor locking system improve and facilitate work. The locking/unlocking actuator is embedded in the wheel and connected to the control system. The wheel can be locked and released easily and ergonomically at the push of a button, and the motion sensor allows automatic locking.










reddot design award  
best of the best 2010

The **Tango** is a versatile and adaptable equipment castor that is suitable even for challenging applications. The easy to manoeuvre, maintenance-free Tango is made of glass fibre-reinforced polyamide. Thanks to its materials and design, the Tango is corrosion-resistant and easy to clean. Precision ball bearings in both swivel head and wheel centre ensure easy rolling and turning. Codes ending with PTE/K 80 – polypropylene centre and thermoplastic rubber tread, 80 Sh A. Codes ending with NP/K – polyamide centre and polyurethane tread, 80 Sh A.








## SWIVEL - BOLT FIXATION



Art.nr	Code							
301743	GKR-S-75 PTE/K 80	75	32	110	73	10X16	•	70
304399	GKR-S-75 NP/K	75	32	110	73	10X16	•	90
301751	GKR-S-100 PTE/K 80	100	32	141	95	10X16	•	100
304000	GKR-S-100 NP/K	100	32	141	95	10X16	•	100
301649	GKR-S-125 PTE/K 80	125	32	161	110	10X16	•	100
304004	GKR-S-125 NP/K	125	32	161	110	10X16	•	100








## TOTAL LOCK - BOLT FIXATION



Art.nr	Code							
301755	GKR-J-S-75 PTE/K 80	75	32	110	94	10X16	•	70
304403	GKR-J-S-75 NP/K	75	32	110	94	10X16	•	90
301763	GKR-J-S-100 PTE/K 80	100	32	141	95	10X16	•	100
304012	GKR-J-S-100 NP/K	100	32	141	95	10X16	•	100
301651	GKR-J-S-125 PTE/K 80	125	32	161	110	10X16	•	100
304016	GKR-J-S-125 NP/K	125	32	161	110	10X16	•	100

## DIRECTIONAL LOCK - BOLT FIXATION












Art.nr	Code							
301767	GKR-R-S-75 PTE/K 80	75	32	110	94	10X16	•	70
304407	GKR-R-S-75 NP/K	75	32	110	94	10X16	•	90
301775	GKR-R-S-100 PTE/K 80	100	32	141	95	10X16	•	100
304024	GKR-R-S-100 NP/K	100	32	141	95	10X16	•	100
301707	GKR-R-S-125 PTE/K 80	125	32	161	110	10X16	•	100
304028	GKR-R-S-125 NP/K	125	32	161	110	10X16	•	100

The following is applicable to all three castor sizes:

- \* Available also with M12x16 mm threaded stem
- \* Available also with 10, 12 and 12.8 mm bolt hole
- \* For 12 and 12.8 mm bolt hole versions, please contact us for more details
- \* Available also in conductive version
- \* 100 and 125 mm available also in stainless steel version










### SWIVEL - TOP PLATE



Art.nr	Code									
<b>301779</b>	<b>GKL-S-75 PTE/K 80</b>	75	32	117	73	77X67	61/51X50/42	8	•	70
<b>304410</b>	<b>GKL-S-75 NP/K</b>	75	32	117	73	77X67	61/51X50/42	8	•	90
<b>301787</b>	<b>GKL-S-100 PTE/K 80</b>	100	32	148	95	77X67	61/51X50/42	8	•	100
<b>304033</b>	<b>GKL-S-100 NP/K</b>	100	32	148	95	77X67	61/51X50/42	8	•	100
<b>301688</b>	<b>GKL-S-125 PTE/K 80</b>	125	32	168	110	77X67	61/51X50/42	8	•	100
<b>304035</b>	<b>GKL-S-125 NP/K</b>	125	32	168	110	77X67	61/51X50/42	8	•	100










### TOTAL LOCK - TOP PLATE



Art.nr	Code									
<b>301791</b>	<b>GKL-J-S-75 PTE/K 80</b>	75	32	117	94	77X67	61/51X50/42	8	•	70
<b>304412</b>	<b>GKL-J-S-75 NP/K</b>	75	32	117	94	77X67	61/51X50/42	8	•	90
<b>301799</b>	<b>GKL-J-S-100 PTE/K 80</b>	100	32	148	95	77X67	61/51X50/42	8	•	100
<b>304039</b>	<b>GKL-J-S-100 NP/K</b>	100	32	148	95	77X67	61/51X50/42	8	•	100
<b>301697</b>	<b>GKL-J-S-125 PTE/K 80</b>	125	32	168	110	77X67	61/51X50/42	8	•	100
<b>304041</b>	<b>GKL-J-S-125 NP/K</b>	125	32	168	110	77X67	61/51X50/42	8	•	100

### DIRECTIONAL LOCK - TOP PLATE









Art.nr	Code									
<b>301803</b>	<b>GKL-R-S-75 PTE/K 80</b>	75	32	117	73	77X67	61/51X50/42	8	•	80
<b>304414</b>	<b>GKL-R-S-75 NP/K</b>	75	32	117	94	77X67	61/51X50/42	8	•	90
<b>301811</b>	<b>GKL-R-S-100 PTE/K 80</b>	100	32	148	95	77X67	61/51X50/42	8	•	100
<b>304045</b>	<b>GKL-R-S-100 NP/K</b>	100	32	148	95	77X67	61/51X50/42	8	•	100
<b>301715</b>	<b>GKL-R-S-125 PTE/K 80</b>	125	32	168	110	77X67	61/51X50/42	8	•	100
<b>304047</b>	<b>GKL-R-S-125 NP/K</b>	125	32	168	110	77X67	61/51X50/42	8	•	100

All top plate versions available in conductive version













### FIXED - BOLT FIXATION

Art.nr	Code						
<b>301033</b>	<b>GPR-S-100 PTE/K 80</b>	100	32	141	10x16	•	100
<b>304049</b>	<b>GPR-S-100 NP/K</b>	100	32	141	10x16	•	100
<b>301037</b>	<b>GPR-S-125 PTE/K 80</b>	125	32	161	10x16	•	100
<b>304051</b>	<b>GPR-S-125 NP/K</b>	125	32	161	10x16	•	100





### FIXED - TOP PLATE

Art.nr	Code								
<b>301041</b>	<b>GPL-S-100 PTE/K 80</b>	100	32	141	77x67	61/51x50/42	8	•	100
<b>304053</b>	<b>GPL-S-100 NP/K</b>	100	32	141	77x67	61/51x50/42	8	•	100
<b>301045</b>	<b>GPL-S-125 PTE/K 80</b>	125	32	161	77x67	61/51x50/42	8	•	100
<b>304055</b>	<b>GPL-S-125 NP/K</b>	125	32	161	77x67	61/51x50/42	8	•	100



### BUMPER WHEEL

Art.nr	Code		
<b>303956</b>	<b>TSGK-90 PTE</b>	90	10
<b>303957</b>	<b>TSGK-90 PTE-12</b>	90	12

Polypropylene centre + thermoplastic tread, 70 Sh A  
Please note that the bumper wheel elevates the overall height by 5 mm

**Vivax - EasyFit** is a high-strength hospital castor with a plain bearing for swiveling. Made from polyamide, it ensures durability and corrosion resistance against all known detergents and chemicals. Its solid-colour design minimises visible scratches, maintaining a hygienic appearance.



### VIVAX - SWIVEL

Code							
<b>KML-31C-GM10X20</b>	75	25	105	72	M10x20	•	70

- \* Available also with M8x15 mm threaded stem
- \* Available also with plain bearing in wheel centre
- \* Available also in conductive version
- \* Available in stainless steel version
- \* Different fittings available



### VIVAX - SWIVEL WITH WHEEL BRAKE

Code							
<b>KMF-31C-GM10X20</b>	75	25	105	79	M10x20	•	70

- \* Available also with M8x15 mm threaded stem
- \* Available also with plain bearing in wheel centre
- \* Available also in conductive version
- \* Available in stainless steel version
- \* Different fittings available

### STEM FOR SOCKETS

Diameter 11 mm  
Length 20 mm



### PLATE 60X60









Thickness 3 mm, zinc galvanised bolt hole spacing  
46/38x46/38 for screw M6



**Twist** – is an easy-to-manuever, sturdy, and high-quality twin-wheel castor. Its standout feature is the intuitive brake pedal, clearly indicating the status of the locking system for added convenience. Crafted from corrosion-resistant materials and designed for easy cleaning, the Twist is as durable as it is practical. With a glass fibre-reinforced polyamide centre and a polyurethane tyre equipped with ball bearings, the Twist delivers smooth operation and reliable performance in any setting. Precision ball bearings in both swivel head and wheel centre. Glass fibre-reinforced polyamide centre + polyurethane tread, 95 Sh A

## SWIVEL - BOLT HOLE











Art.nr	Code								
<b>305294</b>	<b>TW-S-75 GP/K H</b>	75	2X15	60	80	61	10.2	•	95
<b>305132</b>	<b>TW-S-100 GP/K LOW H (*)</b>	100	2X20	81	106	89	10.2	•	125
<b>305130</b>	<b>TW-S-100 GP/K H (*)</b>	100	2X20	81	118	89	10.2	•	125
<b>305014</b>	<b>TW-S-125 GP/K LOW H (*)</b>	125	2X20	81	130	102	10.2	•	125
<b>305010</b>	<b>TW-S-125 GP/K H (*)</b>	125	2X20	81	143	102	10.2	•	125

Available also in stainless steel and conductive version

\*) Available also with 12.2 and 12.8 mm bolt hole

## TOTAL LOCK - BOLT HOLE



Art.nr	Code								
<b>305295</b>	<b>TW-J-S-75 GP/K H (**)</b>	75	2X15	60	80	85	10.2	•	95
<b>305133</b>	<b>TW-J-S-100 GP/K LOW H (*)</b>	100	2X20	81	106	113	10.2	•	125
<b>305131</b>	<b>TW-J-S-100 GP/K H (*)</b>	100	2X20	81	118	113	10.2	•	125
<b>305015</b>	<b>TW-J-S-125 GP/K LOW H (*)</b>	125	2X20	81	130	133	10.2	•	125
<b>305011</b>	<b>TW-J-S-125 GP/K H (*)</b>	125	2X20	81	143	133	10.2	•	125









Available also in stainless steel and conductive version

\*) Available also with 12.2 and 12.8 mm bolt hole

\*\*) 75 mm with wheel brake

## DIRECTIONAL LOCK - BOLT HOLE



Art.nr	Code								
<b>305378</b>	<b>TW-R-S-125 GP/K H</b>	125	2X20	81	130	133	10.2	•	125











Available also with 12.2 and 12.8 mm bolt hole

Available also in stainless steel and conductive version



### SWIVEL - TOP PLATE













Art.nr	Code										
<b>305301</b>	<b>TWL-S-75 GP/K H (*)</b>	75	2X15	60	89	61	77X67	61/51X50/42	8	•	80
<b>305271</b>	<b>TWL-S-100 GP/K H</b>	100	2X20	81	127	89	77X67	61/51X50/42	8	•	100
<b>305281</b>	<b>TWL-S-125 GP/K H</b>	125	2X20	81	152	102	77X67	61/51X50/42	8	•	100

\*) Available also in conductive version

### TOTAL LOCK - TOP PLATE





Art.nr	Code										
<b>305302</b>	<b>TWL-J-S-75 GP/K H (*)</b>	75	2X15	60	89	85	77X67	61/51X50/42	8	•	80
<b>305272</b>	<b>TWL-J-S-100 GP/K H</b>	100	2X20	81	127	113	77X67	61/51X50/42	8	•	100
<b>305282</b>	<b>TWL-J-S-125 GP/K H</b>	125	2X20	81	152	133	77X67	61/51X50/42	8	•	100

Available also in conductive version

\*) 75 mm with wheel brake

### BUMPER WHEEL



Art.nr	Code		
<b>304313</b>	<b>TSGK-90 PTE H</b>	90	10
<b>304314</b>	<b>TSGK-90 PTE-12 H</b>	90	12

\* Polypropylene centre + thermoplastic tread, 70 Sh A

\* Suitable for 100 and 125 mm castors in high version

\* Please note that the bumper wheel elevates the overall height by 5 mm

The **e-SMART** – is an equipment castor featuring electric central locking for enhanced convenience and safety in various applications. Its superior ergonomics and safety features are designed to improve and facilitate work processes. With a glass fibre-reinforced polyamide centre and a soft polyurethane tyre (80 Sh A) equipped with ball bearings, the e-SMART ensures durability, smooth operation, and reliable performance.










reddot design award  
best of the best 2010

## SWIVEL CASTOR WITH ELECTRIC CENTRAL LOCKING ELECTRIC CENTRAL LOCKING LOCKS WHEEL AND SWIVEL

Mounting into a rectangular mounting tube with external dimensions of 50x50 mm










Art.nr	Code							
<b>302962</b>	<b>FK50X50-EJ-S-125 GPF/K</b>	125	32	172	105	46X46	•	150

\* Available also in conductive version upon MOQ

## SWIVEL CASTOR WITH ELECTRIC DIRECTIONAL LOCKING ELECTRIC DIRECTIONAL LOCK LOCKS THE CASTOR IN THE DIRECTION OF TRAVEL

Mounting into a rectangular mounting tube with external dimensions of 50x50 mm



Art.nr	Code							
<b>302974</b>	<b>FK50X50-ER-S-125 GPF/K</b>	125	32	172	105	46X46	•	150
<b>302977</b>	<b>FK50X50-ER90-S-125 GPF/K</b>	125	32	172	105	46X46	•	150








\* Two models, depending on how the mounting tube is in relation to the direction of travel.

\* Available also in conductive version upon MOQ

## SWIVEL CASTOR WITH ELECTRIC CENTRAL LOCKING ELECTRIC CENTRAL LOCKING LOCKS WHEEL AND SWIVEL

Mounting into a round mounting tube with external diameter of 60 mm










Art.nr	Code							
<b>302975</b>	<b>FK60-EJ-S-125 GPF/K</b>	125	32	167	105	54.5	•	150

\* Available also in conductive version upon MOQ

## SWIVEL CASTOR WITH ELECTRIC DIRECTIONAL LOCKING ELECTRIC DIRECTIONAL LOCK LOCKS THE CASTOR IN THE DIRECTION OF TRAVEL

Mounting into a round mounting tube with external diameter of 60 mm

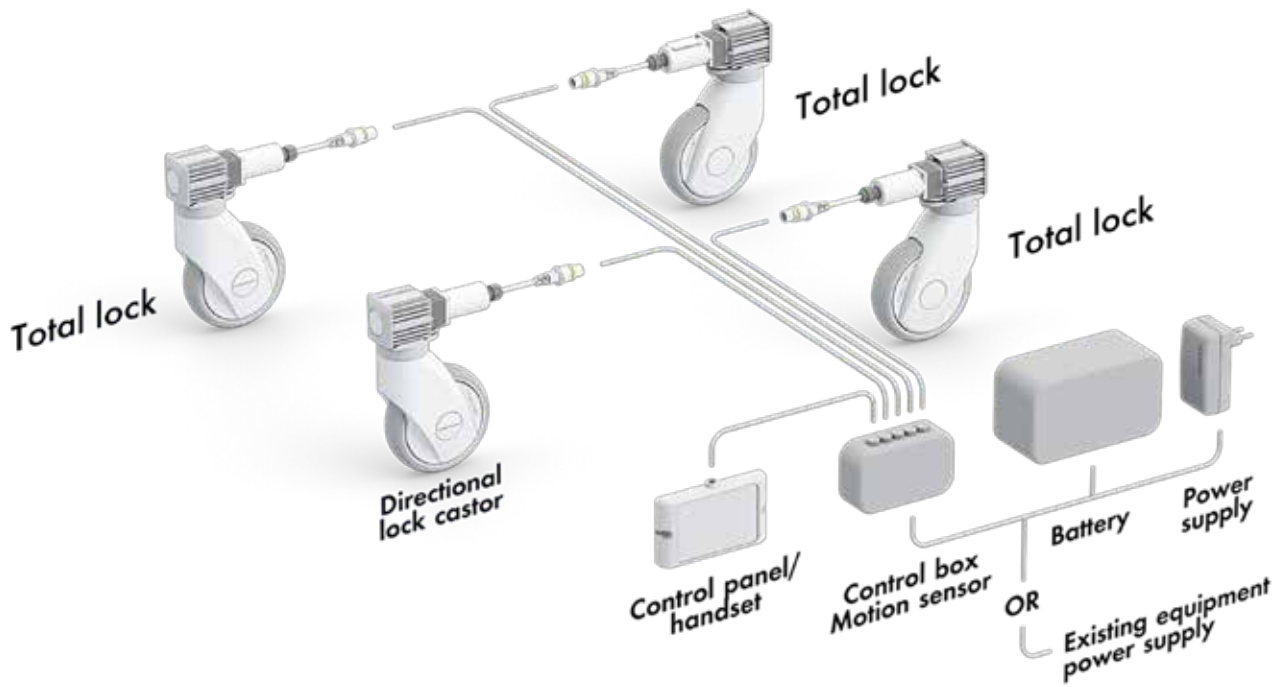


Art.nr	Code							
<b>302976</b>	<b>FK60-ER-S-125 GPF/K</b>	125	32	167	105	54.5	•	150
<b>302978</b>	<b>FK60-ER90-S-125 GPF/K</b>	125	32	167	105	54.5	•	150

\* Two models, depending on how the mounting tube is in relation to the direction of travel.

\* Available also in conductive version upon MOQ

Castors must be connected to a control system which controls their functions.  
Contact us for more detailed information.



**STANDARD TUBE FITTINGS:**



50 x 50 x 2 mm (EN10219)










∅ 60.3 x 2.9 mm (EN10219)

**Vivax HBC** – The cavities which are important for the function of the locking mechanism are tightly sealed. Foreign objects and dirt cannot penetrate. The remaining area is easily accessible for cleaning and spray disinfection, a plus for hygiene and functional safety. Two large-sized ball bearings give the VIVAX® HBC high resistance to load-bearing and, above all, impact loads, including a test with 10 mm high obstacles with full 130 kg load without failing. A big plus for your safety. The VIVAX® HBC features a polyamide centre and polyurethane tread, 95 Sh A, ensuring durability and reliability in demanding conditions.

## SWIVEL CASTOR WITH CENTRAL TOTAL LOCK










Code							
<b>KH2Q-54C-Z985-02</b>	125	32	164	109	32x50	•	130
<b>KH2Q-64C-Z985-02</b>	150	32	189	121	32x50	•	130
<b>KH2Q-54C-Z4351-02 (*)</b>	125	32	164	109	27.8x100	•	130
<b>KH2Q-64C-Z4351-02 (*)</b>	150	32	189	121	27.8x100	•	130

Available also in conductive and stainless steel version

\*) Long stem coming soon

## SWIVEL CASTOR WITH CENTRAL TOTAL LOCK AND DIRECTIONAL LOCK



Code							
<b>KH2R-54C-Z985-02</b>	125	32	164	109	32x50	•	130
<b>KH2R-64C-Z985-02</b>	150	32	189	121	32x50	•	130
<b>KH2R-54C-Z4351-02 (*)</b>	125	32	164	109	27.8x100	•	130
<b>KH2R-64C-Z4351-02 (*)</b>	150	32	189	121	27.8x100	•	130

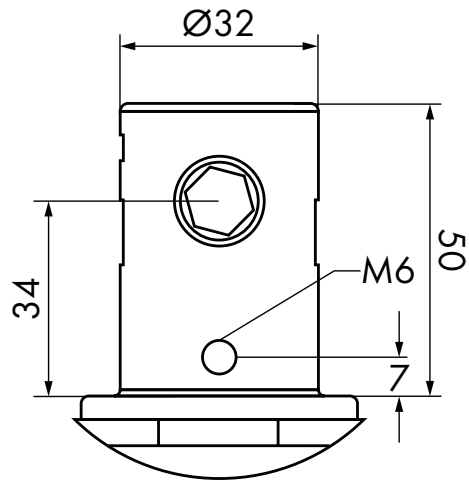
Available also in conductive and stainless steel version

\*) Long stem coming soon



Available also with dark grey covers

Stem  $\text{\O} 32 \times 50$  mm, standard hole  
M6x7 mm, switching shaft distance  
34 mm, measured from the tube seat.



Vivax without central locking available as well

**Primacy** – The single-wheel swivel castor features a die-cast aluminium load-bearing housing with a polished plastic cover, precision ball bearings in the forkhead, and a central locking system. It has an integrated selection mechanism with a total locking brake or a directional lock. The wheel is equipped with a TPU tyre, Shore A 95, and ball bearings. Primacy offers durability, non-marking wheels, and enhanced swivel and rolling motion.

## SWIVEL CASTOR WITH CENTRAL TOTAL LOCK



Code							
<b>398q 29K125v K985NP</b>	125	32	158	103	32x50	•	150
<b>398q 29K150v K985NP</b>	150	32	188	117	32x50	•	150
<b>398q 37K200v K985NP</b>	200	32	229	156	32x50	•	150

\* Available also in conductive version with thermoplastic rubber tread

## SWIVEL CASTOR WITH CENTRAL TOTAL LOCK AND DIRECTIONAL LOCK



Code							
<b>398r 29K125v K985NP</b>	125	32	158	103	32x50	•	150
<b>398r 29K150v K985NP</b>	150	32	188	117	32x50	•	150
<b>398r 37K200v K985NP</b>	200	32	229	156	32x50	•	150

\* Available also in conductive version with thermoplastic rubber tread

## SWIVEL CASTOR WITH CENTRAL TOTAL LOCK



Code							
<b>398q 29K125v K2351ZA</b>	125	32	158	103	27.8x100	•	150
<b>398q 29K150v K2351ZA</b>	150	32	188	117	27.8x100	•	150
<b>398q 37K200v K2351ZA</b>	200	32	229	156	27.8x100	•	150

\* Available also in conductive version with thermoplastic rubber tread



Available also in 100 mm





**SWIVEL CASTOR WITH CENTRAL TOTAL LOCK AND DIRECTIONAL LOCK**

Code							
<b>398r 29K125v K2351ZA</b>	125	32	158	103	27.8x100	•	150
<b>398r 29K150v K2351ZA</b>	150	32	188	117	27.8x100	•	150
<b>398r 37K200v K2351ZA</b>	200	32	229	156	27.8x100	•	150

\* Available also in conductive version with thermoplastic rubber tread



Available also as a swivel with solid metal stem



# Nimbus - Central locking

**Nimbus** – The central locking swivel castor features a die-cast aluminium load-bearing housing with a polished plastic cover and precision ball bearings in the forkhead. Its award-winning, patented design offers durability and hygiene.



reddot design award  
winner



DESIGNPREIS  
2007  
NOMINIERT



## SWIVEL CASTOR WITH CENTRAL TOTAL LOCK

Code							
<b>399q 38K150v K985</b>	150	32	188	117	32x50	•	120

\* Available also with longer stem 27,8 x 78,5 mm



## SWIVEL CASTOR WITH CENTRAL TOTAL LOCK AND DIRECTIONAL LOCK

Code							
<b>399r 38K150v K985</b>	150	32	188	117	32x50	•	120

\* Available also with longer stem 27,8 x 78,5 mm



Available also in other colours



Available also as a swivel castor with top plate, without central locking

**TWINTeCH** – Pressure die cast aluminium body for lightweight and high load capacity. Wheel centre nylon, polyurethane tread 90 Sh A, precision ball bearing. Available with different fitting stems. Low rolling friction and force to initiate motion.



### SWIVEL CASTOR WITH CENTRAL TOTAL LOCK

Code								
<b>305006900M</b>	125	2X18	75	139	105	32x52	•	135
<b>306006003M</b>	150	2X18	79	164	131	32x52	•	150

- \* Available also with a longer stem 28x98 mm
- \* Available also in conductive version
- \* Available also as a swivel version with a solid metal stem



### SWIVEL CASTOR WITH CENTRAL TOTAL LOCK AND DIRECTIONAL LOCK

Code								
<b>305007901M</b>	125	2X18	75	139	105	32x52	•	135
<b>306007007M</b>	150	2X18	79	164	131	32x52	•	150

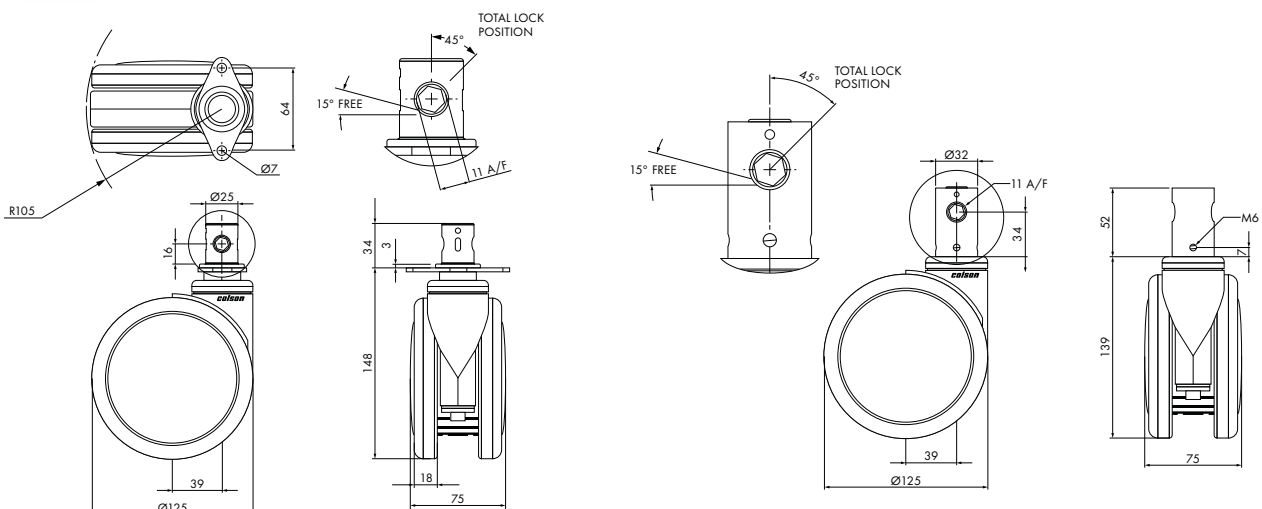
- \* Available also with a longer stem 28x98 mm
- \* Available also in conductive version



### SWIVEL CASTOR WITH CENTRAL TOTAL LOCK

Code								
<b>305002505</b>	125	2X18	75	148	105	25x30	•	135

- \* Available also with a solid metal stem
- \* Available also in conductive version



# TT series - Central locking

**TT series** – High strength PA6 with glass fibre-reinforced body, precision ball bearing at swivel head and wheel centre. Central locking system provides safety and multiple locking functions. Wheel with polyurethane tread (85 Sh A).



## SWIVEL CASTOR WITH CENTRAL TOTAL LOCK

Code								
<b>TT322 R6Ea/19U-G</b>	75	2x12	73	93	78	32x50	•	90
<b>TT422 R6Ea/19U-G</b>	100	2x16	80	120	100	32x50	•	100

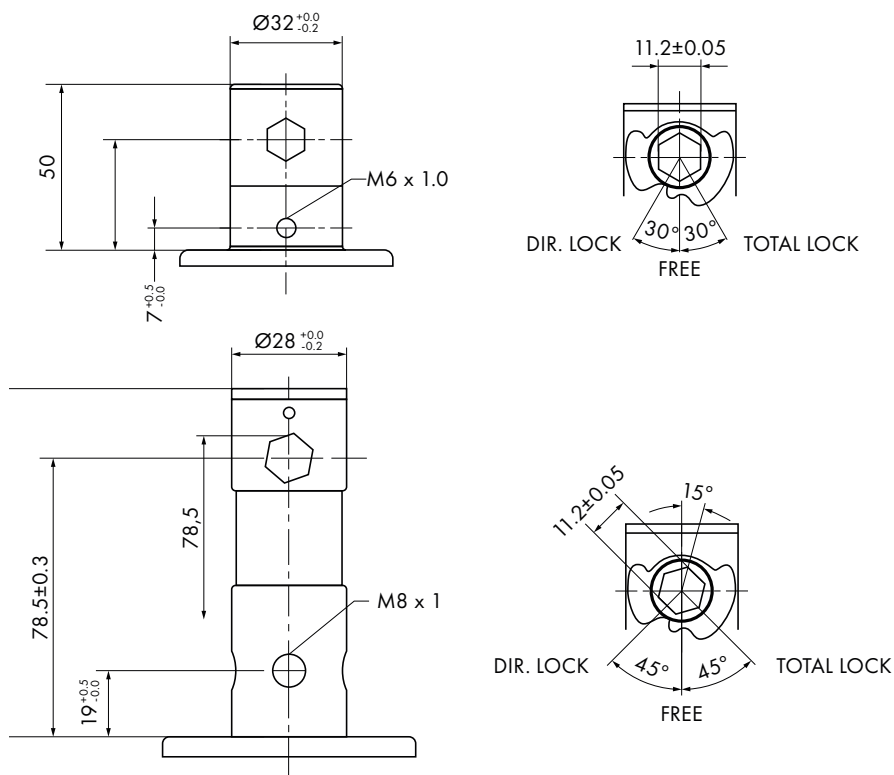
- \* Available also in conductive version
- \* Available also with a longer stem 28x98.5 mm



## SWIVEL CASTOR WITH CENTRAL TOTAL LOCK AND DIRECTIONAL LOCK

Code								
<b>TT320 R6EaJ/19U-G</b>	75	2x12	73	93	78	32x50	•	90
<b>TT420 R6EaJ/19U-G</b>	100	2x16	80	120	100	32x50	•	100

- \* Available also in conductive version
- \* Available also with a longer stem 28x98.5 mm












# CT series - Central locking

**CT series** – Pressed steel body with double bearing swivel head (precision ball bearing and thrust ball bearing), precision ball bearing at wheel centre. Aesthetic ABS shield, zinc plating finish. Central locking system provides safety and multiple locking functions. Wheel with polyurethane tread (95 Sh A).

## SWIVEL CASTOR WITH CENTRAL TOTAL LOCK












Code									
<b>CT572 R66a W517U</b>	125	2x15	78	132	109	32x50	•	150	
<b>CT672 R66a W617U</b>	150	2x18	86	155	127	32x50	•	200	

- \* Available also in conductive version
- \* Available also with a longer stem 28x98.5 mm

## SWIVEL CASTOR WITH CENTRAL TOTAL LOCK AND DIRECTIONAL LOCK



Code									
<b>CT570 R66a W517U</b>	125	2x15	78	132	109	32x50	•	150	
<b>CT670 R99a W617U</b>	150	2x18	86	155	127	32x50	•	200	

- \* Available also in conductive version
- \* Available also with a longer stem 28x98.5 mm










Available also as a swivel castor with a solid metal stem in sizes 125 mm and 150 mm

# 403 Plunger lock castor series

**403** – Twin-wheel castor especially suitable for operating tables. Precision ball bearings in the swivel head and wheel centre ensure easy manoeuvrability and smooth positioning. The assembly features a polyamide centre and polyurethane tread, 95 Sh A, providing durability and reliability. The assembly is based on a hydraulic system (can be ordered separately). Please see below for more information.



Code							
<b>403a 29K100y K00-2</b>	100	2x30	144.5	95	32	•	250

\* Castor with electrically conductive polyurethane wheels



## HAWE HYDRAULIK

**HAWE Hydraulik has, in cooperation with Colson developed a hydraulic locking system for this castor.**



Hydraulic Set

### High mobility and secure footing

HAWE developed a new variant of a reliable hydraulic system that can be integrated into twin-wheel castors made by Colson. The system is an enhancement of the proven LF16 floor lock cylinder. Mobile medical devices featuring the integrated LF16 floor lock cylinder can be upgraded by simply replacing the cylinder in the existing hydraulic system.

### Two options for versatile use

1. If the mobile device is not equipped with a hydraulic system, it is recommended to install a complete hydraulic set. This set consists of a hydraulic power

unit, a valve manifold, four cylinders and the associated hydraulic hoses. The valve manifold is available in two versions: the simple variant for level floors and the expanded version for uneven floors.

2. Devices equipped with a hydraulic system for other movements can be easily expanded with a valve manifold, four cylinders and the hydraulic hoses.

Comparable systems operating with integrated cylinders, in addition to the castors, have been successfully applied in operating tables for many years. These reliable products are significantly more stable than conventional systems equipped with blocked castors, especially with heavier patients.

### Advantages of the new product featuring the cylinder integrated in the twin-wheel castor

- Small installation space
- Higher stability under load
- Systems with central locking castors can be easily retrofitted because the cylinder connection dimensions are the same as those of the short standard fixing pin (Ø 32 mm).



**Wheelchair products** – Colson wheelchair products are well-regarded in the mobility aid market, known for their durability, precision, and high-quality materials. Colson manufactures a variety of wheelchair components, including casters specifically designed for both manual and powered wheelchairs.

### ultraLIGHT 315 Low Profile Wheel

Black polypropylene wheel with two precision-sealed ball bearings.  
Black micro cellular polyurethane “puncture proof” tyre.  
Fixing M12 x 1.0 mm Pitch x 12 long thread - 19 mm A/F Axle.



Code				
<b>213003002B</b>	315	42	•	55

Including axle, overall width 63 mm  
Axle fitting torque 35-40 Nm  
Standard ISO 22881  
Wheel in black colour

### ultraLight Wide Profile Castor

Black thermoplastic fork with precision ball bearing  
Black nylon wheel centre with two needle roller bearings  
Black micro cellular polyurethane tyre, 75-85 IRHD  
Fixing M14 x 2 mm Pitch x 22 long & Scotchgrip 2353



Code							
<b>217004007B</b>	190	45	235	140	M14x22	•	60

Castor width 91 mm  
Castor in black colour  
Tread hardness 70-85 IRHD  
Standard ISO 7176-8-2014

### extraLIGHT Narrow Profile Castor



















Black thermoplastic fork with precision ball bearing  
Black nylon wheel centre with two needle roller bearings  
Black micro cellular polyurethane tyre, 75-85 IRHD  
Fixing M14 x 2 mm Pitch x 22 long: 24 mm A/F Pin

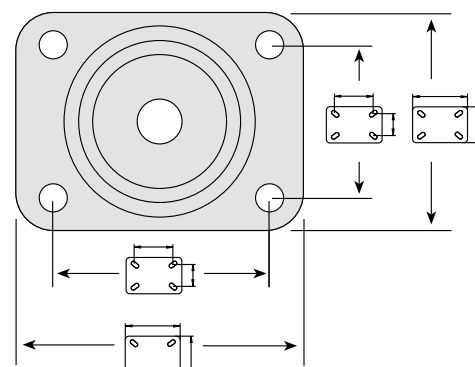
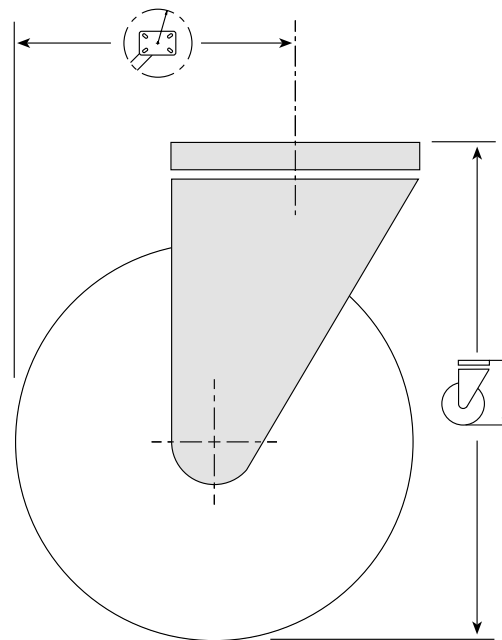
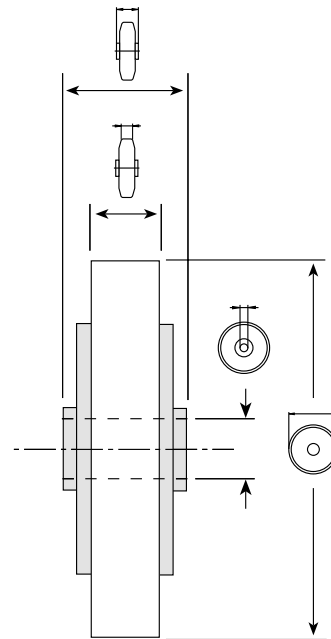


Code							
<b>217005001B</b>	190	29	235	140	M14x22	•	40

Castor width 78 mm  
Castor in black colour  
Tread hardness 70-85 IRHD  
Standard ISO 22881

# Explanation of symbols used

	Wheel diameter mm
	Wheel width mm
	Hub length mm
	Total width of a twin wheel
	Bore diameter mm
	Overall height mm
	Swept radius mm
	Swept radius with brake mm
	Bolt hole diameter mm
	Plate length x width mm
	Hole centres length x width mm
	Fastening hole diameter mm
	Stem diameter and length mm
	Threaded stem diameter x length mm
	Tube fitting inner diameter mm
	Plain bearing
	Ball bearing
	Load capacity kg (~10 Newton)



## Accessories



## Alternative products Please contact us for more details





#### USA

**Colson Group HQ**  
1815 S. Meyers Road  
Suite 750  
Oakbrook Terrace,  
IL 60181  
United States

Tel: +1.800.253.0868  
[www.colsongroup.com](http://www.colsongroup.com)

#### FINLAND

**Oy Mannerin Konepaja Ab**  
Ankkurikatu 1  
10900 HANKO

Tel. +358 19 222 001  
[manner@manner.fi](mailto:manner@manner.fi)  
[www.manner.fi](http://www.manner.fi)

#### POLAND

**Colson Europe Coöperatief U.A.**  
Oddział w Polsce  
Ul. Fabianowska 101  
62-052 Komorniki

Tel +48 61 8 667 012  
[biuro@colson.pl](mailto:biuro@colson.pl)  
[www.colson.pl](http://www.colson.pl)

#### GERMANY

**Colson Rollen GmbH**  
Industriestraße 8  
42499 Hückeswagen

Tel +49 2192 9368-0  
Fax +49 2192 9368-477  
[info@colson-rollen.com](mailto:info@colson-rollen.com)  
[www.colson-rollen.com](http://www.colson-rollen.com)

#### UK

**Colson UK Ltd**  
Bagnall Street, Hill Top  
West Bromwich. B70 0TS

Tel +44 (0) 121 556 7221 Fax +44  
(0) 121 502 2658 [sales@colson-castors.co.uk](mailto:sales@colson-castors.co.uk)  
[www.colson-castors.co.uk](http://www.colson-castors.co.uk)

#### BENELUX

**Colson Europe Coöperatief U.A.**  
Generatorstraat 11  
3903 LH Veenendaal

Tel. +31 (0)318-536611  
Fax +31 (0)318-526876  
[info@colson-europe.com](mailto:info@colson-europe.com)  
[www.colson-europe.nl](http://www.colson-europe.nl)

#### FRANCE

**Colson SAS**  
20 Rue de l'Érable  
78410 Bouafle

Tel. +33 1 30 95 5545  
[contact@colsonse.eu](mailto:contact@colsonse.eu)  
[www.colson-roulettes.com](http://www.colson-roulettes.com)

#### ITALY

**Colson Italia srl**  
Via Ancona 15bis  
60035 Jesi (AN)

Tel. +39 338 3641389  
Fax +39 0731 226631  
[info@colson.it](mailto:info@colson.it)  
[www.colson.it](http://www.colson.it)

